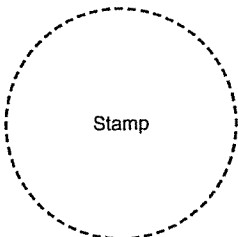
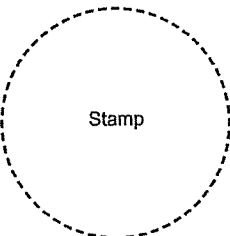
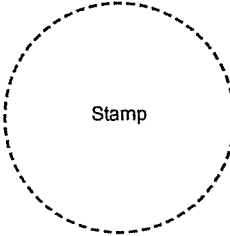


*Appendix 3***Form for movement certificate**

1. Movement certificates EUR.1 shall be made out on the form of which a specimen appears in this Appendix. This form shall be printed in one or more of the languages in which the Regulation is drawn up. Certificates shall be made out in one of these languages and in accordance with the provisions of the domestic law of the exporting State if they are handwritten, they shall be completed in ink and in capital letters.
2. Each certificate shall measure 210 × 297mm, a tolerance of up to plus 8mm or minus 5 mm in the length may be allowed. The paper used must be white, sized for writing, not containing mechanical pulp and weighing not less than 25 g/m². It shall have a printed green guilloche pattern background making any falsification by mechanical or chemical means apparent to the eye.
3. The exporting States may reserve the right to print the certificates themselves or may have them printed by approved printers. In the latter case each certificate must include a reference to such approval. Each certificate must bear the name and address of the printer or a mark by which the printer can be identified. It shall also bear a serial number, either printed or not, by which it can be identified.

MOVEMENT CERTIFICATE

<p>1. Exporter (<i>name, full address, country</i>)</p>	<p>EUR.1 No A 000.000</p>	
<p>3. Consignee (<i>name, full address, country</i>) (<i>Optional</i>)</p>	<p>See notes overleaf before completing this form</p>	
	<p>2. Certificate used in preferential trade between</p>	
	<p>and</p> <p align="center"><i>(insert appropriate countries, groups of countries or territories)</i></p>	
	<p>4. Country, group of countries or territory in which the products are considered as originating</p>	<p>5. Country, group of countries or territory of destination</p>
<p>6. Transport details (<i>Optional</i>)</p>	<p>7. Remarks</p>	
<p>8. Item number; Marks and numbers; Number and kind of package (°); Description of goods</p>	<p>9. Gross mass (kg) or other measure (litres, m³, etc.)</p>	<p>10. Invoices (<i>Optional</i>)</p>
<p>11. CUSTOMS ENDORSEMENT</p> <p>Declaration certified</p> <p>Export document (°)</p> <p>Form No</p> <p> Customs office</p> <p> Issuing country or territory</p> <p> </p> <p> Date</p> <p align="center"><i>(Signature)</i></p>	 <p>Stamp</p>	<p>12. DECLARATION BY THE EXPORTER</p> <p>I, the undersigned, declare that the goods described above meet the conditions required for the issue of this certificate.</p> <p align="right">Place and date</p> <p align="right">.....</p> <p align="right"><i>(Signature)</i></p>
<p>(°) If goods are not packed, indicate number of articles or state 'In bulk' as appropriate</p> <p>(°) Complete only where the regulations of the exporting country or territory require</p>		

<p>13. Request for verification, to:</p>	<p>14. Result of verification</p> <p>Verification carried out shows that this certificate (*)</p> <p><input type="checkbox"/> was issued by the customs office indicated and that the information contained therein is accurate.</p> <p><input type="checkbox"/> does not meet the requirements as to authenticity and accuracy (see remarks appended).</p>
<p>Verification of the authenticity and accuracy of this certificate is requested</p> <hr/> <p style="text-align: center;"><i>(Place and date)</i></p> <div style="text-align: center;">  <p>Stamp</p> </div> <p style="text-align: center;"><i>(Signature)</i></p>	<hr/> <p style="text-align: center;"><i>(Place and date)</i></p> <div style="text-align: center;">  <p>Stamp</p> </div> <p style="text-align: center;"><i>(Signature)</i></p>
<p>(*) Insert X in the appropriate box.</p>	

NOTES

1. Certificates must not contain erasures or words written over one another. Any alterations must be made by deleting the incorrect particulars and adding any necessary corrections. Any such alteration must be initialled by the person who completed the certificate and endorsed by the customs authorities of the issuing country or territory.
2. No spaces must be left between the items entered on the certificate and each item must be preceded by an item number. A horizontal line must be drawn immediately below the last item. Any unused space must be struck through in such a manner as to make any later additions impossible.
3. Goods must be described in accordance with commercial practice and with sufficient detail to enable them to be identified.

APPLICATION FOR A MOVEMENT CERTIFICATE

1. Exporter (<i>name, full address, country</i>)	EUR.1 No A 000.000	
	See notes overleaf before completing this form	
3. Consignee (<i>name, full address, country</i>) (<i>Optional</i>)	2. Application for a certificate to be used in preferential trade between	
	and <i>(insert appropriate countries or groups of countries or territories)</i>	
6. Transport details (<i>Optional</i>)	4. Country, group of countries or territory in which the products are considered as originating	5. Country, group of countries or territory of destination
	7. Remarks	
8. Item number; Marks and numbers; Number and kind of packages ('); Description of goods	9. Gross mass (kg) or other measure (litres, m ³ , etc.)	10. Invoices (<i>Optional</i>)
(') If goods are not packed, indicate number of articles or state 'In bulk' as appropriate		