



EU-MEXICO TRADE AGREEMENT

In figures¹

The EU-Mexico trade and investment relationship

About Mexico



128 million

Population



€8,000

Average annual income



€1.05 trillion

Annual size of the economy (GDP)

Rankings as trade partners



3rd

The EU is Mexico's 3rd biggest trading partner in goods.



13th


Mexico is the EU's 13th biggest trading partner in goods.

¹ Source: International Monetary Fund, European Commission (Eurostat, DG Trade).
Trade in goods figures: 2017. Trade in services figures: 2016.




EU-MEXICO TRADE AGREEMENT

EU exports to Mexico



EU imports from Mexico



EU balance of trade in goods with Mexico








| | | | | |
|----------------------|---|------------------------|---|--------------------|
| €38 billion | - | €24 billion | = | €14 billion |
| EU exports to Mexico | | EU imports from Mexico | | EU surplus |

EU-MEXICO TRADE AGREEMENT

EU exports to Mexico – by category








Goods (2017)



| | | |
|----------------------------|----------------|---|
| Machinery | €13.6 bn, 36% |  |
| Transport equipment | €6.3 bn, 16% |  |
| Chemicals | €5.4 bn, 14% |  |
| Base metals | €2.8 bn, 7% |  |
| Plastics, rubber | €1.8 bn, 5% |  |
| Other | €8.0 bn, 21% |  |
| Total | €38.0 bn, 100% |  |

Services (2016)



| | | |
|---|---------------|---|
| Other business services* | €3.2 bn, 32% |  |
| Transport (moving people or goods) | €1.7 bn, 17% |  |
| Information technology, telecommunications | €1.4 bn, 14% |  |
| Travel (Mexican residents visiting EU) | €1.2 bn, 12% |  |
| Intellectual property charges | €1.0 bn, 10% |  |
| Other | €1.5 bn, 15% |  |
| Total | €9.8 bn, 100% |  |


Other business services include:

| | |
|--------------|--------------------------|
| Accountancy | Leasing |
| Advertising | Legal services |
| Architecture | Public relations |
| Consultancy | Research and development |
| Engineering | Waste treatment |



EU-MEXICO TRADE AGREEMENT


EU-Mexico investment flows, 2015



EU-Mexico accumulated investment (investment stocks; € billion), 2015




EU companies and jobs linked to Mexico




45,300

Number of EU companies exporting to Mexico.



82%

Share of EU companies exporting to Mexico that are smaller firms.



400,000

Number of jobs in the EU tied to exports to Mexico