

EU-SINGAPORE

Free Trade Agreement
Investment Protection Agreement

In figures¹

The EU's trade and investment relationship with Singapore

About Singapore



75%

Services' share of Singapore's economy



€550 bn

Amount Singapore exports and imports with the rest of the world every year



Over 30

Number of trading partners with which Singapore already has trade agreements



€250 bn

Annual size of the economy (Gross Domestic Product (GDP))



5.6 m

Population



€74,500

Average annual income (Source: World Bank, IMF)

¹ All figures are for 2016 except for data on trade in goods, which is for 2017.
Source: European Commission (Eurostat, DG Trade), unless otherwise specified

EU-SINGAPORE

Free Trade Agreement
Investment Protection Agreement

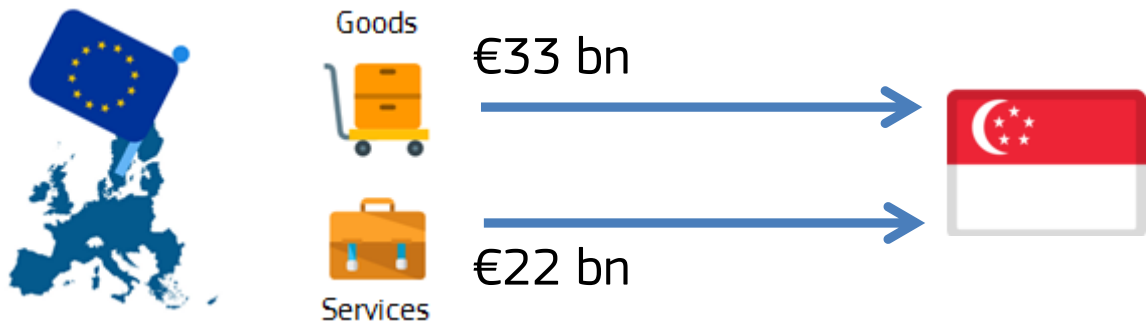
Trade partner rankings

					
	2nd	The EU is Singapore's 2 nd biggest trading partner in goods.		14th	Singapore is the EU's 14 th biggest trading partner in goods.
	1st	The EU is Singapore's biggest trading partner in services.		4th	Singapore is the EU's 4 th biggest trading partner in services.

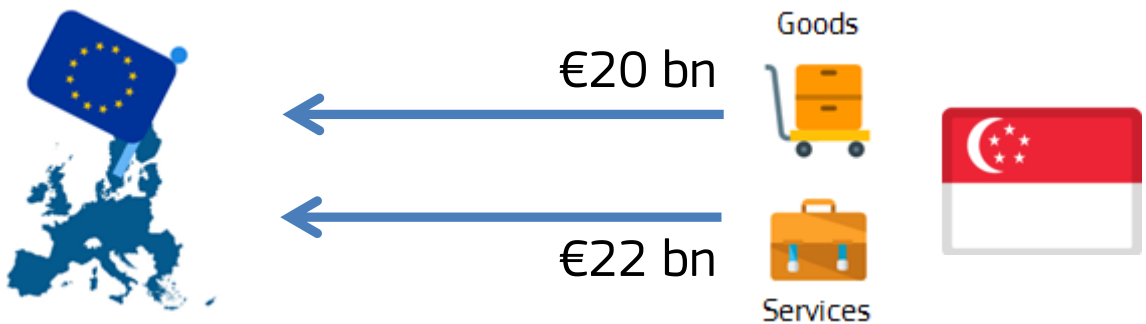
EU-SINGAPORE

Free Trade Agreement
Investment Protection Agreement

EU exports to Singapore



EU imports from Singapore



EU balance of trade in goods with Singapore

$$\begin{array}{rcl} \mathbf{€33\ bn} & - & \mathbf{€20\ bn} & = & \mathbf{€13\ bn} \\ \text{in EU exports} & & \text{in EU imports} & & \text{EU} \\ \text{to Singapore} & & \text{from Singapore} & & \text{surplus} \end{array}$$

EU-SINGAPORE

Free Trade Agreement
Investment Protection Agreement

EU exports to Singapore



	Machinery, appliances €11.2 bn, 27%
	Minerals €4.6 bn, 14%
	Chemicals €4.2 bn, 13%
	Transport equipment €3.7 bn, 11%
	Optical and photographic instruments €1.9 bn, 5%
	Food and drink €1.7 bn, 5%
	Other €5.9 bn, 18%
	Total €33.2 bn, 100%



	Intellectual property charges €6.9 bn, 31%
	Other business services €4.9 bn, 22%
	Transport (moving people or goods) €4.5 bn, 20%
	Telecommunications, computer services €1.9 bn, 9%
	Financial services €1.8 bn, 8%
	Travel (Singaporean visitors to EU) €0.9 bn, 4%
	Other €1.4 bn, 6%
	Total €22.4 bn, 100%


*Other business services' include:

Accountancy	Leasing
Advertising	Legal services
Architecture	Public relations
Consultancy	Research and development
Engineering	Waste treatment

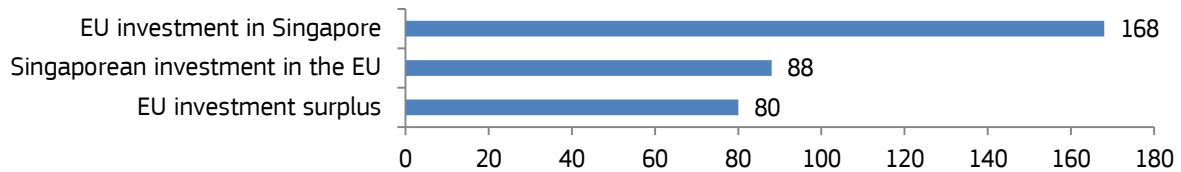
EU-SINGAPORE

Free Trade Agreement
Investment Protection Agreement


EU-Singapore investment flows



EU-Singapore investment stocks (€ bn)




EU companies linked to Singapore



50,000

Number of EU companies exporting to Singapore.



83%

Share of SMEs among EU companies exporting to Singapore



Over 10,000

Number of European companies that have set up regional offices in Singapore.

EU-SINGAPORE

Free Trade Agreement
Investment Protection Agreement

The EU's trade and investment relationship with ASEAN

About ASEAN



\$2.7 trillion

The annual size of the ASEAN economy
(gross domestic product (GDP))



5.5%

Average annual rate of economic growth
across ASEAN since 2002



5

ASEAN's ranking amongst
the world's economies



650 million

The combined population of
ASEAN countries

EU-SINGAPORE

Free Trade Agreement
Investment Protection Agreement

About the EU-ASEAN trade relationship



€208 billion

The value of EU-ASEAN trade
in goods in 2016



€300 billion

The value of EU investments in ASEAN
and ASEAN investments in the EU



€80 billion

The value of EU-ASEAN trade
in services in 2015



€30 billion

The amount by which an independent [study](#)
estimates the EU economy will grow once an EU-
ASEAN trade agreement is up and running.



3rd

ASEAN's ranking amongst the EU's top
trade partners outside Europe (1st US, 2nd China)



3rd

ASEAN's ranking amongst top sources of
economic growth in Asia (1st China, 2nd India)