



European Commission



EU-U.S. LNG TRADE

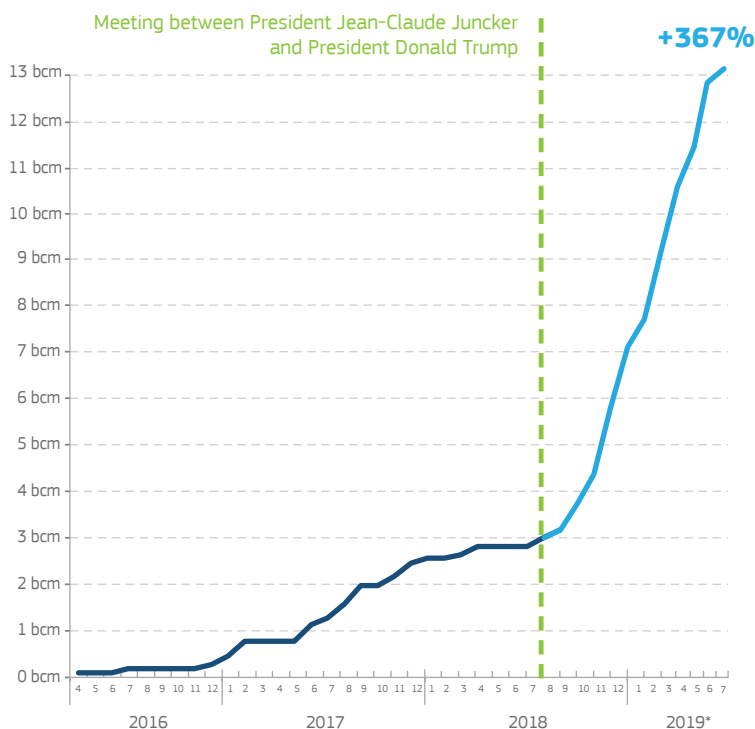
U.S. liquefied natural gas (LNG) has the potential to help match EU gas needs

25 July 2019

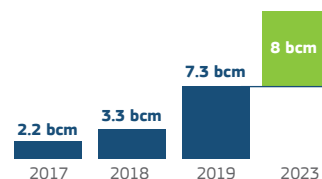


In their Joint Statement of 25 July 2018, President Juncker and President Trump agreed to strengthen EU-U.S. strategic cooperation with respect to energy. The European Union would import more liquefied natural gas (LNG) from the United States to diversify and render its energy supply more secure. LNG imports from the U.S. have increased substantially ever since. March 2019 recorded the highest volume ever of EU-U.S. trade in LNG (more than 1.4 billion cubic meters estimated at almost €0.3 billion). The High-level Business to Business energy Forum on 2 May 2019 was a clear signal of the strengthened cooperation between the U.S. and the EU in this field.

US LNG exports to the EU are on the rise (in billion cubic meters - cumulative)



32% of U.S. LNG exports went to the EU in January-June 2019



U.S. LNG exports to the EU could more than double by 2023



Announcement of new LNG terminals in Brunsbüttel and Wilhelmshaven, Germany

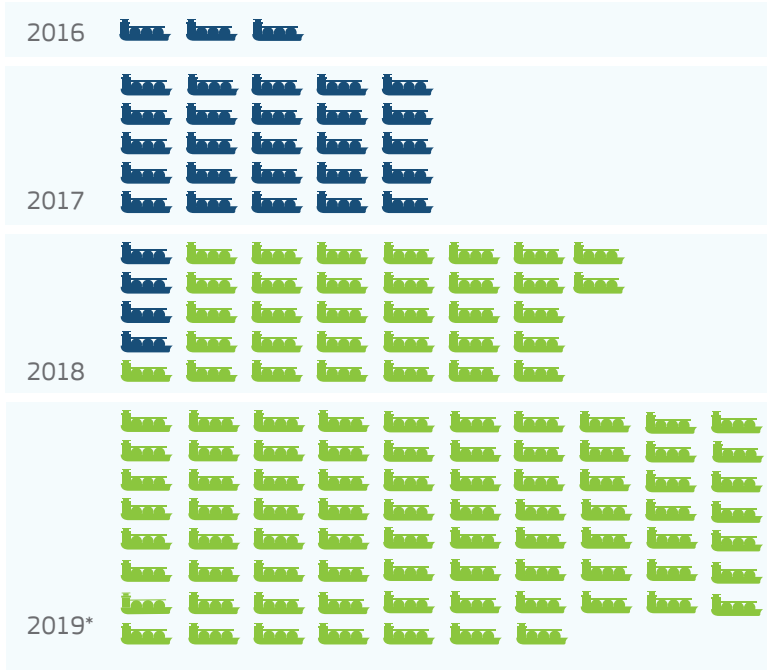


Signature of a grant agreement for the extension of the LNG terminal in Świnoujście, in April 2019. The EU invested almost €352 million

* Data until 10 July 2019
Source: European Commission.

U.S.-EU LNG vessels per year

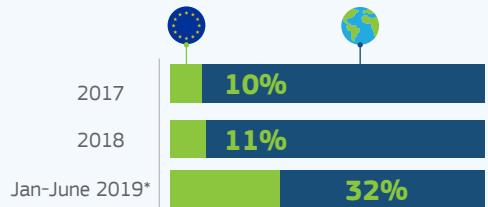
 LNG vessels arriving BEFORE the EU / U.S. joint statement
 LNG vessels arriving AFTER the EU / U.S. joint statement



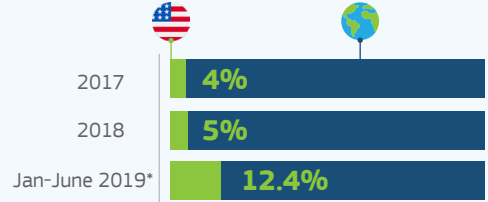
* Data until 10 July 2019.
Source: European Commission.

Surge in U.S.-EU LNG trade

U.S. exports to the EU



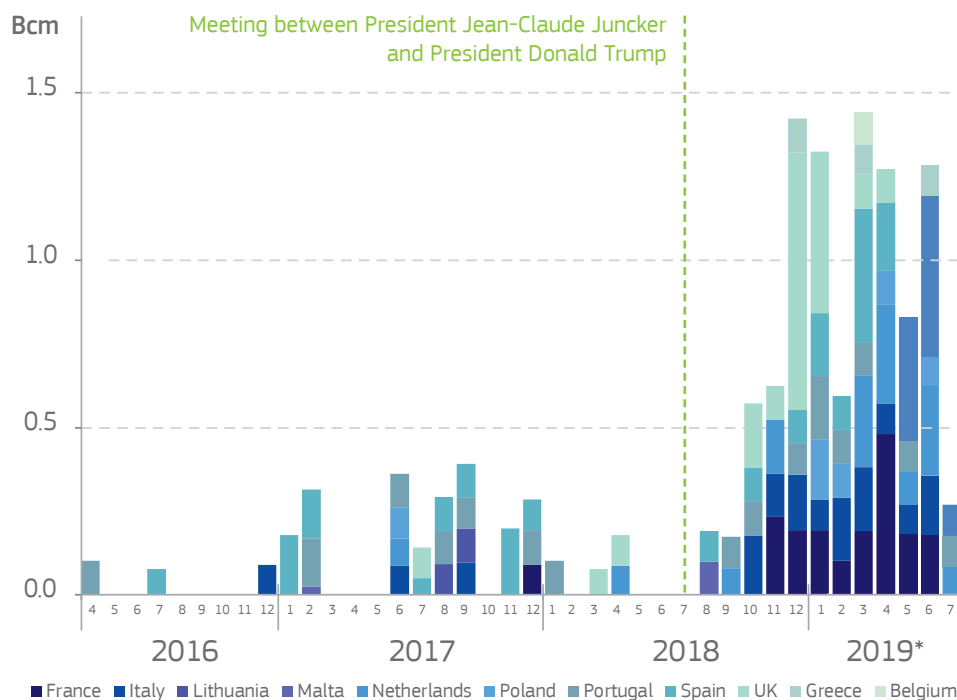
EU imports from the U.S.



* Data until 10 July 2019.
Source: European Commission.

Steep increase of U.S. LNG imports by EU Member States since the Trump-Juncker agreement in July 2018.

Namely France, Italy, Lithuania, Malta, Netherlands, Poland, Portugal, Spain, UK, Greece and Belgium purchased increasingly U.S. LNG.



* Data until 10 July 2019
Source: European Commission.